Mögliche Antriebsanordnungen KA37 / possible drive arrangements KA37

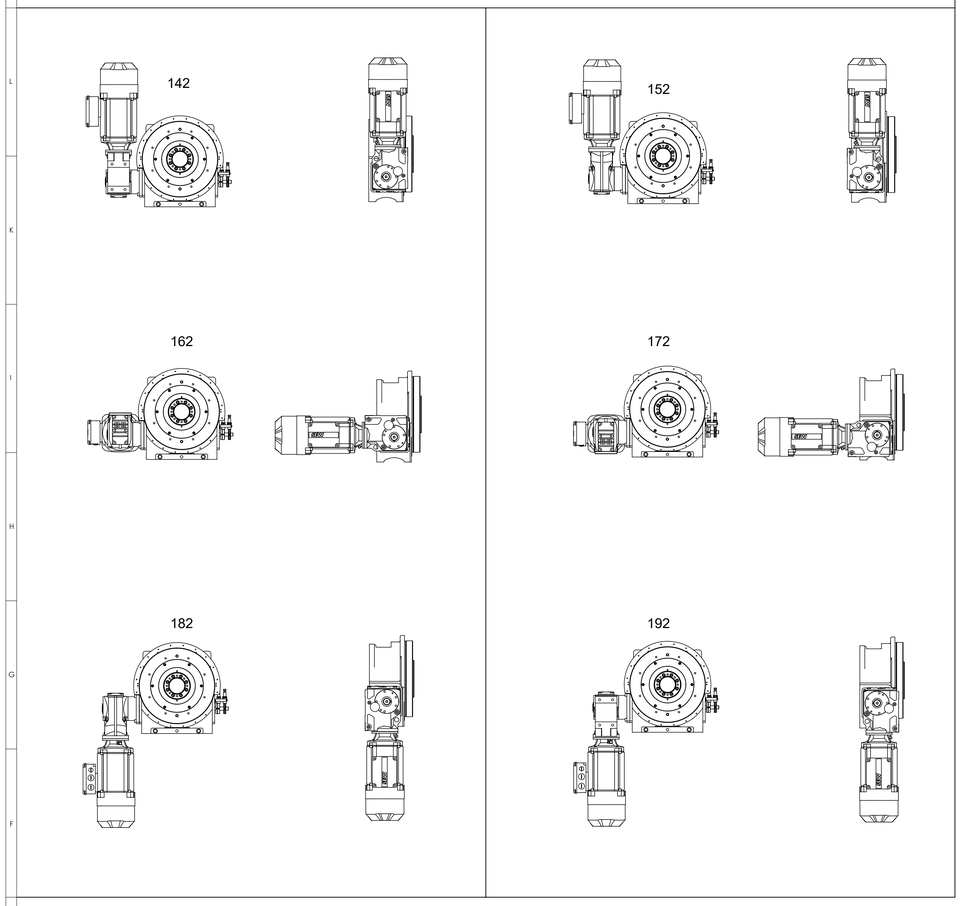

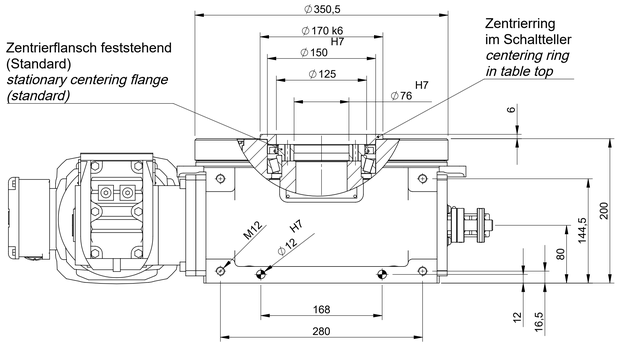

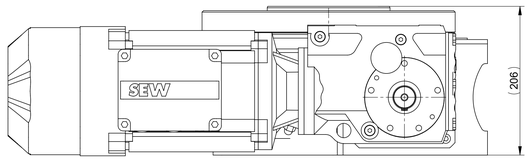

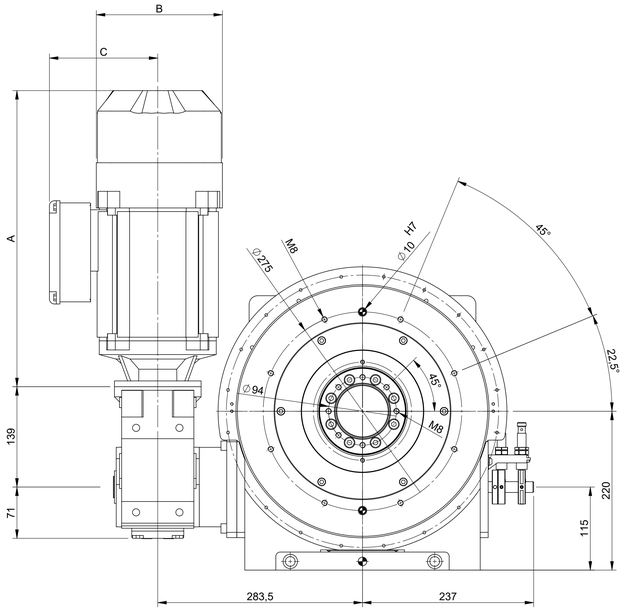

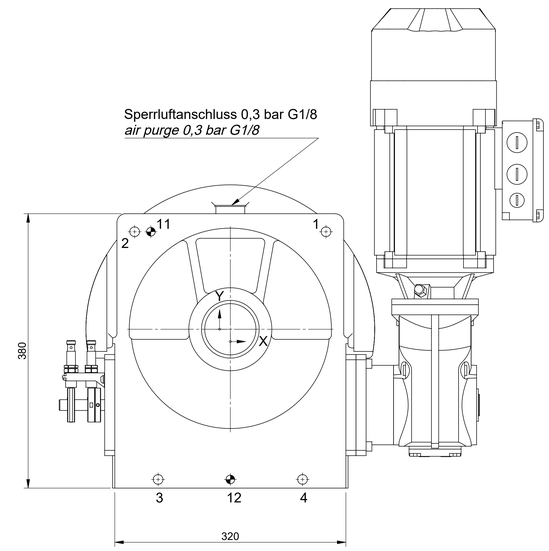

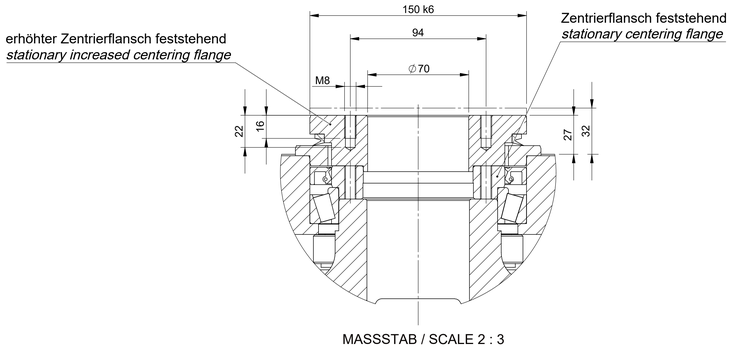

MASSSTAB / SCALE 2 : 3

Motor Typ	A	B	C
71M4	295	139	129
80MK4	363	156	139
80M4	356	179	150
90S4	377	179	150

Pos.	X	Y	Beschreibung / *Description*
1	132,5	135	TYP S - D1 ∅13,5 (BT 23) - D2 ∅ 20 T 3 - ⌖ 0,2
2	-132,5	135	
3	-100	-208	
4	100	-208	
11	-110	135	TYP SSL - D ∅12H7 BT 23 - ⌖ 0,02
12	0	-208	

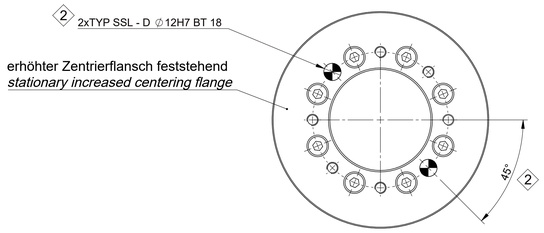

MASSSTAB / SCALE 2 : 3

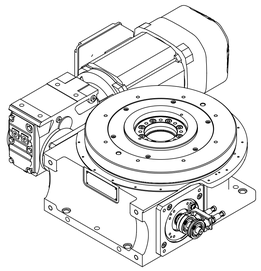

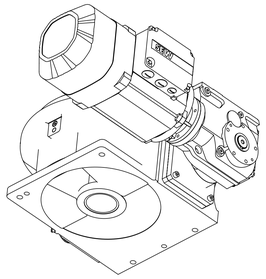

Bildliche Darstellung unverbindlich
not binding scheme
ce tableau de mesures reste sans engagement

Technische Änderungen vorbehalten
technical alterations reserved
sous reserves de modifications techniques

FIBRO

Unbemaßte Kanten gebrochen
Break all sharp corners
0,4 x 45°

Projektion / *Projection*
DIN ISO 128-30

Gewicht / *Weight* [kg]

Format *Size* DIN A0

Maßstab / *Scale* 1:3

BEACHTE / *NOTICE*
DIN ISO 16016:2007-12
ISO 14405

Urspr. Zeichnung / Source drawing

Werkstoff / *Material*

Allgemeintoleranzen
General tolerances
DIN ISO 2768 mH-E

>	6	30	120	400	1000	2000
bis	6	30	120	400	1000	2000	4000
±	0,1	0,2	0,3	0,5	0,8	1,2	2,0

	Datum *Date*	Name *Name*
Bearb. *Dr. by*	08.03.2019	Zoll, Waldemar
Freig. *APP.*	19.02.2024	Krause, Daniel

Oberfläche / *Surface* DIN-ISO 1302

Bezeichnung 1 / *Designation 1*
FIBROTOR BMZ
FIBROTOR assembly drawing
Bezeichnung 2 / *Designation 2*
EM/ER.14.0350.1.142.XX.0.0.X

FIBRO GmbH
Weidachstrasse 41-43
D-74189 Weinsberg
T +49 7134 / 73-0
F +49 7134 / 73-218

Sachen / *Sign*: ✓ ✓ ✓ ✓ ✓ ✓ ✓

Ra µm / *µm/mm* / *average*: 100 63 25 16 10 4

Artikel-Nr. / *Article code*: 4-814-000-3000

Blatt / *Sheet* 1 von / *of* 1

Index *Rev.*: 2