Mögliche Antriebsanordnungen / possible drive arrangaments

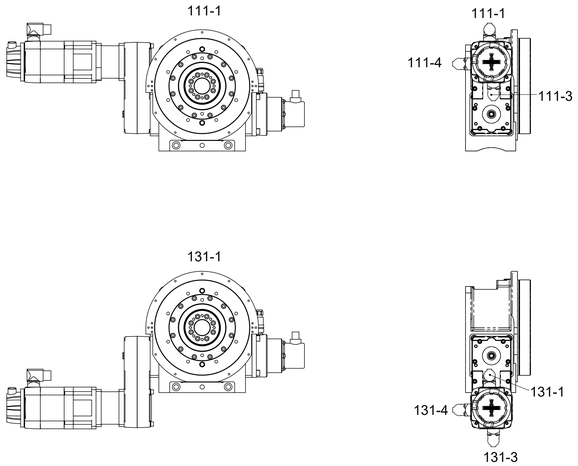

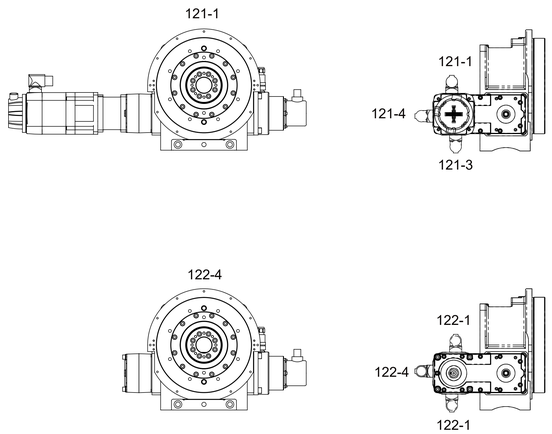

132-3

Antriebsanordnung 132 nur mit
Gehäuse Ausfräsung Motor möglich.

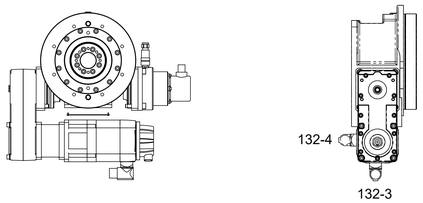

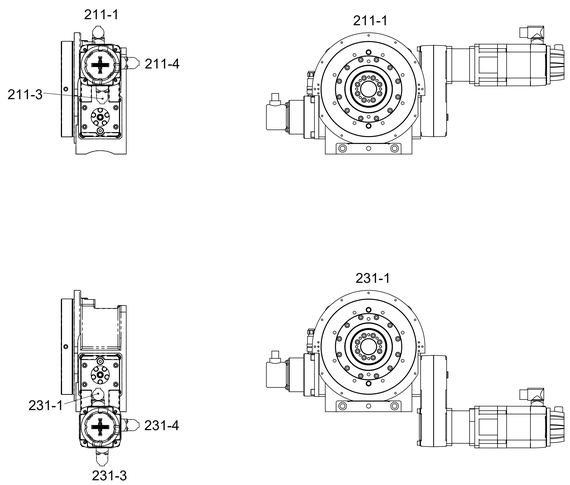

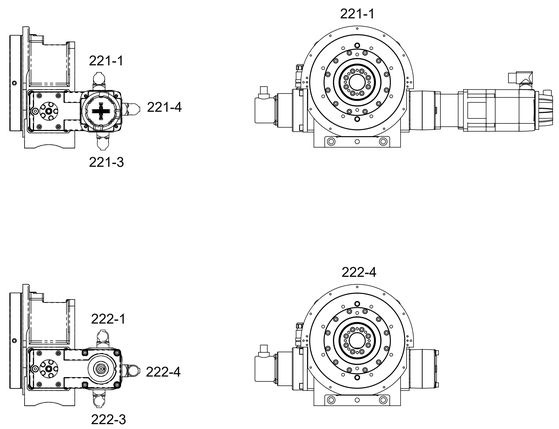

Antriebsanordnung 232 nur mit
Gehäuse Ausfräsung Motor möglich.

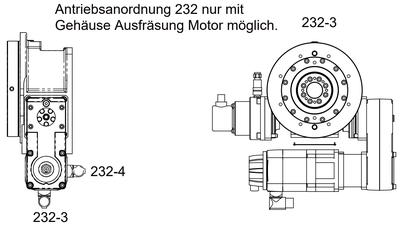

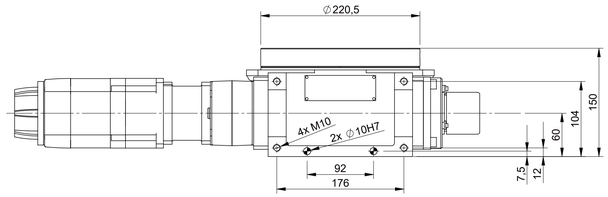

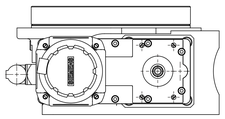

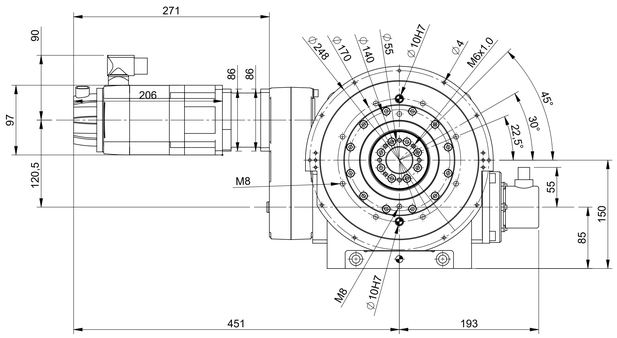

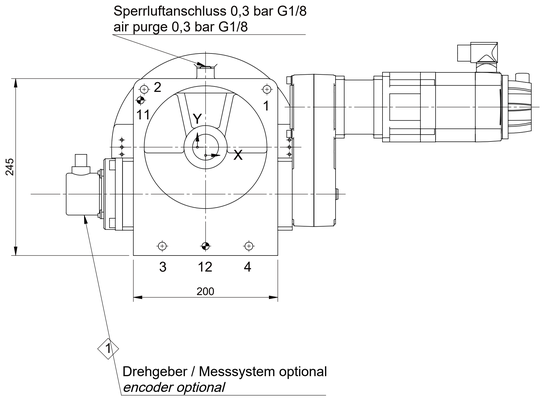

Pos.	X	Y	Beschreibung / *Description*
1	85	80	TYP S - D1 ∅11 (BT 15) - D2 ∅ 18 T 2 - ⌖ 0,2
2	-85	80	TYP S - D1 ∅11 (BT 15) - D2 ∅ 18 T 2 - ⌖ 0,2
3	-60	-137	TYP S - D1 ∅11 (BT 15) - D2 ∅ 18 T 2 - ⌖ 0,2
4	60	-137	TYP S - D1 ∅11 (BT 15) - D2 ∅ 18 T 2 - ⌖ 0,2

Pos.	X	Y	Beschreibung / *Description*
11	-90	65	TYP SD - D ∅10H7 (BT 15,001) - ⌖ 0,03
12	0	-137	

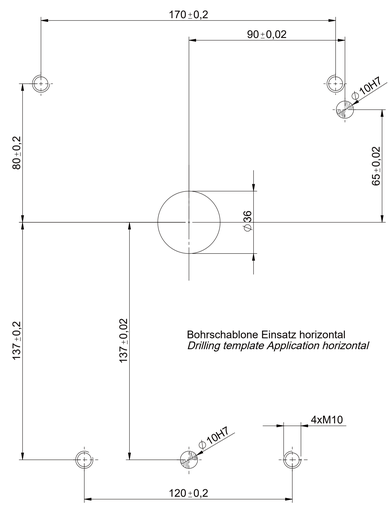

Bohrschablone Einsatz horizontal
Drilling template Application horizontal

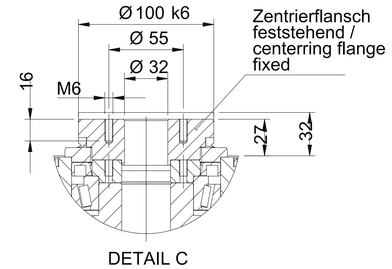

Bildliche Darstellung unverbindlich
not binding scheme
ce tableau de mesures reste sans engagement

Technische Änderungen vorbehalten
Technical alterations reserved
Sous reserves de modifications techniques

FIBRO	Unbemaßte Kanten gebrochen *Break all sharp corners* 0,4 x 45°	Projektion / *Projection* DIN ISO 128-30	Gewicht / *Weight* [kg]	Format DIN	Maßstab / *Scale* 1:5
BEACHTE / *NOTICE* DIN ISO 16016:2007-12	Urspr. Zeichnung / *Source drawing*			A0	
Allgemeintoleranzen *General tolerances* DIN ISO 2768-mK		Datum / *Date*	Name / *Name*	Werkstoff / *Material*	
> 6 30 120 400 1000 2000	Bearb. / *Dr. by*	21.03.2018	Babenske, Michelle	Bezeichnung 1 / *Designation 1* **FIBROTOR BMZ**	
bis 6 30 120 400 1000 2000 4000	Prüfg. / *APP*	04.03.2024	Ceibe, Arzu	***FIBROTOR assembly drawing***	
± 0,1 0,2 0,3 0,5 0,8 1,2 2,0	Oberfläche / *Surface* DIN-ISO 1302			Bezeichnung 2 / *Designation 2* **EM.NC.12.0220.7.111.00.0.0.X**	
FIBRO GmbH Weidachstrasse 41-43 D-74189 Weinsberg T +49 7134 / 73-0 F +49 7134 / 73-218	Dichten / *Seal*	✓	✓ / Ra 1,6	✓ / Ra 1,6	✓ / Ra 1,6
	Kl.gem. / *accordingly*	100	63	25	16	10	4
						Artikel-Nr. / *Article code* 4-812-928-00NC	Blatt / *Sheet* 1 von / of 1	Index / Rev. 1