Mögliche Antriebsanordnungen / possible drive arrangements

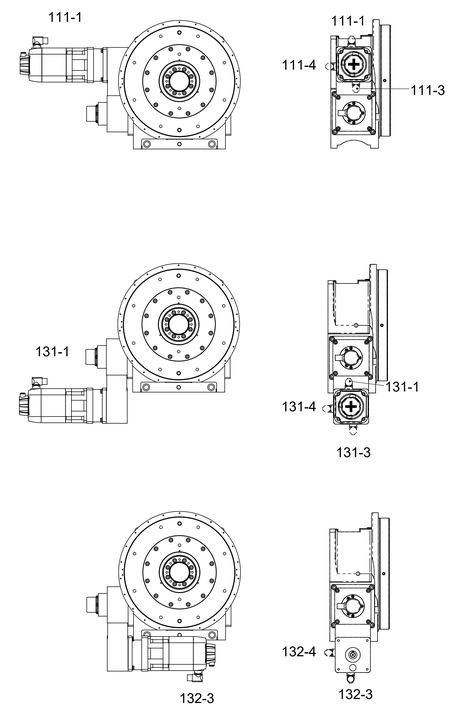

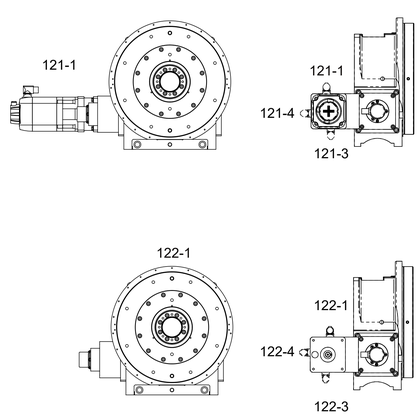

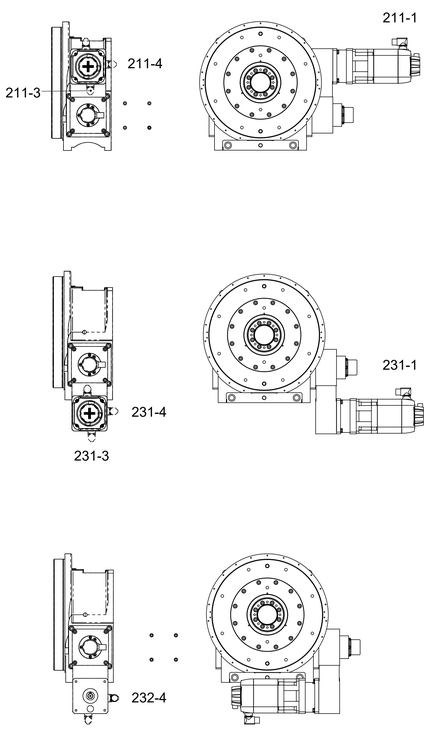

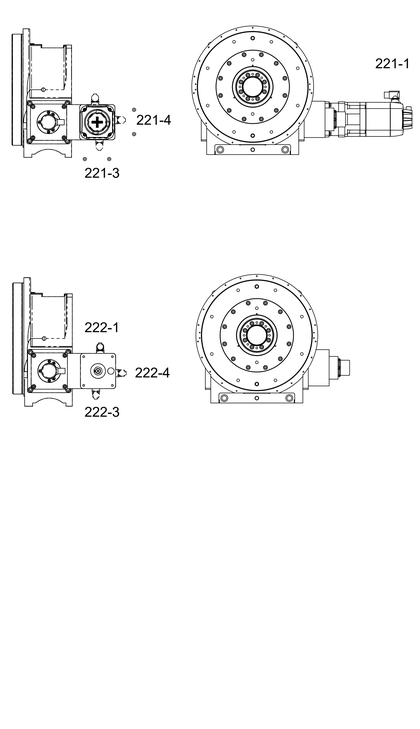

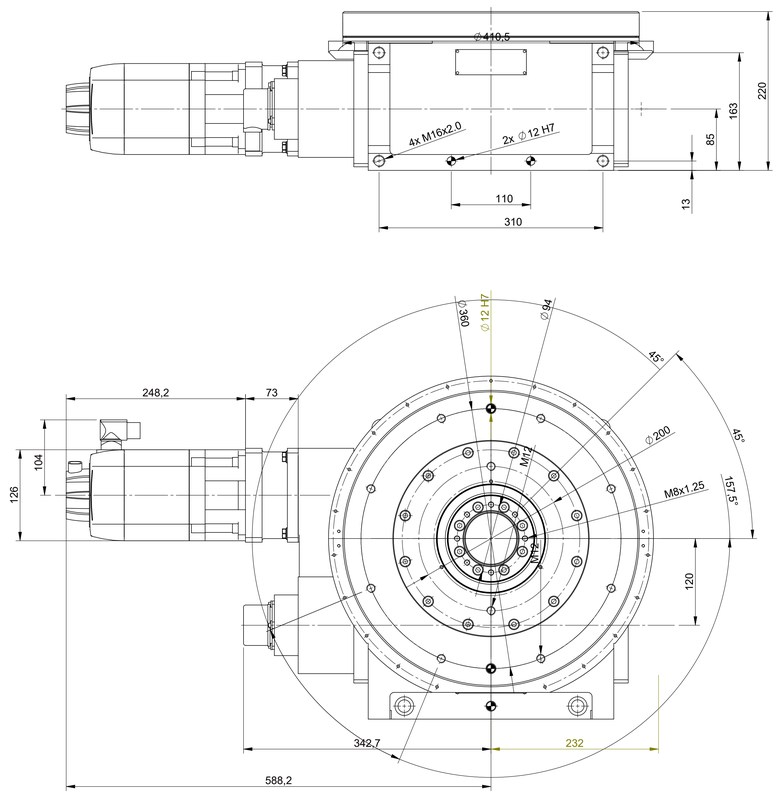

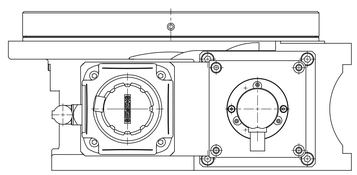

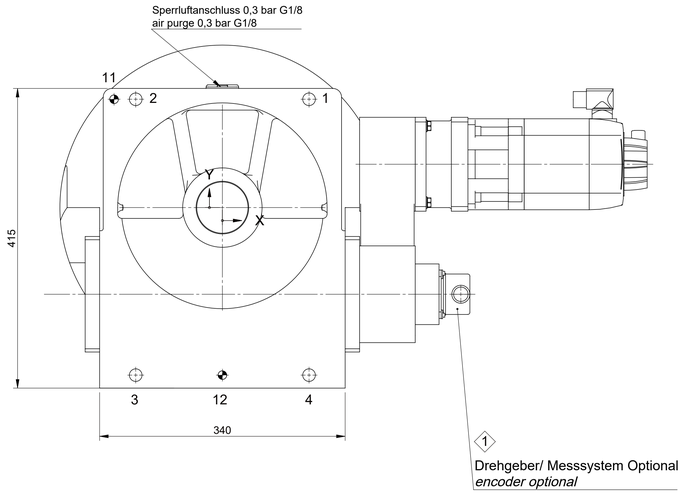

Pos.	X	Y	Beschreibung / *Description*
1	120	150	TYP S - D1 ∅17,5 (BT 22) - D2 ∅ 26 T 12 - ⌖ 0,2
2	-120	150	TYP S - D1 ∅17,5 (BT 22) - D2 ∅ 26 T 12 - ⌖ 0,2
3	-120	-232	TYP S - D1 ∅17,5 (BT 22) - D2 ∅ 26 T 12 - ⌖ 0,2
4	120	-232	TYP S - D1 ∅17,5 (BT 22) - D2 ∅ 26 T 12 - ⌖ 0,2

Pos.	X	Y	Beschreibung / *Description*
11	-150	150	TYP SDF - D1 ∅12H7 (BT 22) - D2 ∅14 - ⌖ 0,03
12	0	-232	

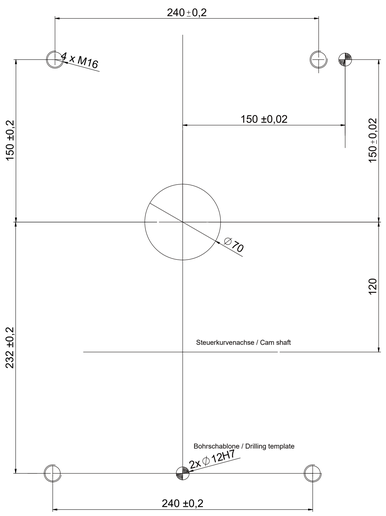

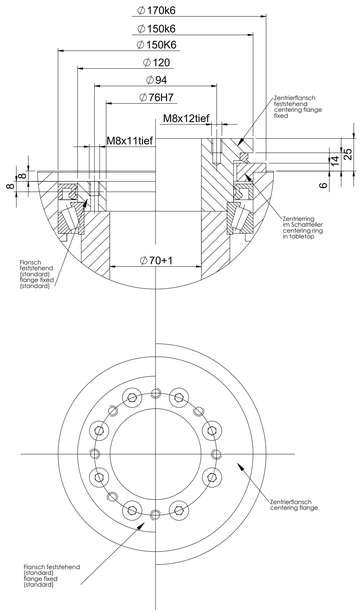

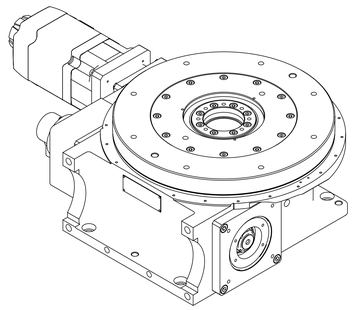

Bildliche Darstellung unverbindlich
not binding scheme
ce tableau de mesures reste sans engagement

Technische Änderungen vorbehalten
Technical alterations reserved
Sous reserves de modifications techniques

FIBRO	Unbemaßte Kanten gebrochen *Break all sharp corners* 0,4 x 45°		Projektion / *Projection* DIN ISO 128-30	Gewicht / *Weight* kg	Format / *Size* DIN A0	Maßstab / *Scale* 1:8
BEACHTE / *NOTICE* DIN ISO 16016:2007-12	Urspr. Zeichnung / Source drawing			88,8657		
Allgemeintoleranzen *General tolerances* DIN ISO 2768 mH		Datum / *Date*	Name / *Name*	Werkstoff / *Material*		
> 6 30 120 400 1000 2000	Bearb. / *Dr. by*	06.03.2018	Zoll, Waldemar	Bezeichnung 1 / *Designation 1* / **FIBROTOR BMZ**		
bis 6 30 120 400 1000 2000 4000	Prüfg. / *APP*	15.12.2023	Ceibe, Arau	Bezeichnung 2 / *Designation 2* / ***FIBROTOR assembly drawing***		
1 5 10 20 30 50 80 1 2 3	Oberfläche / *Surface* DIN-ISO 1302			EM.NC.15.0410.7.111.00.0.0.X		
FIBRO GmbH Weidachstrasse 41-43 D-74189 Weinsberg T +49 7134 / 73-0 F +49 7134 / 73-218	Stichm / *Sym*	✓	✓ / ✓	✓ / ✓	✓ / ✓	✓ / ✓	Artikel-Nr. / *Article code* 4-815-928-00NC	Blatt / *Sheet* 1 von / *of* 1	Index / *Rev.* 1
	Ra µm / *permitted average*	100	63	25	16	10	4		