Mögliche Antriebsanordnungen FG729 / possible drive arrangements FG729

232

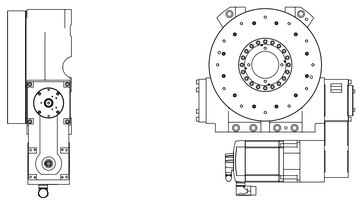

231

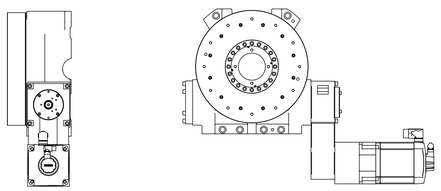

222

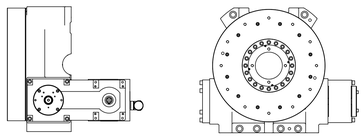

221

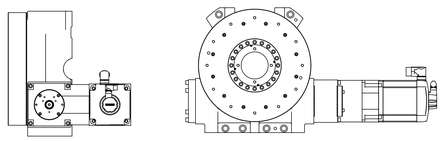

211

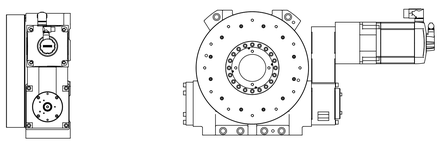

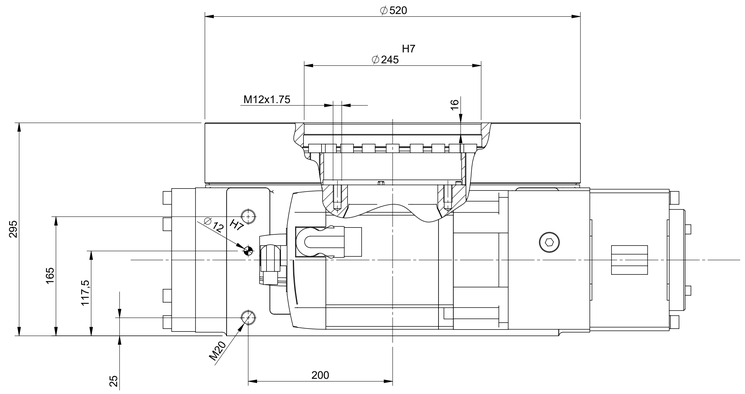

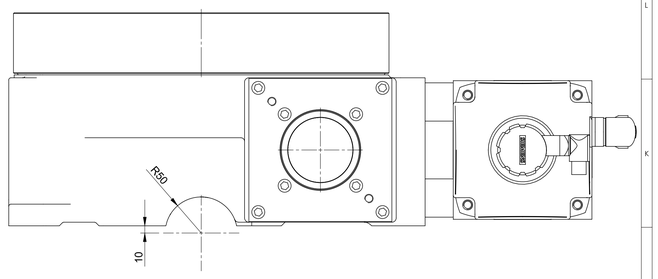

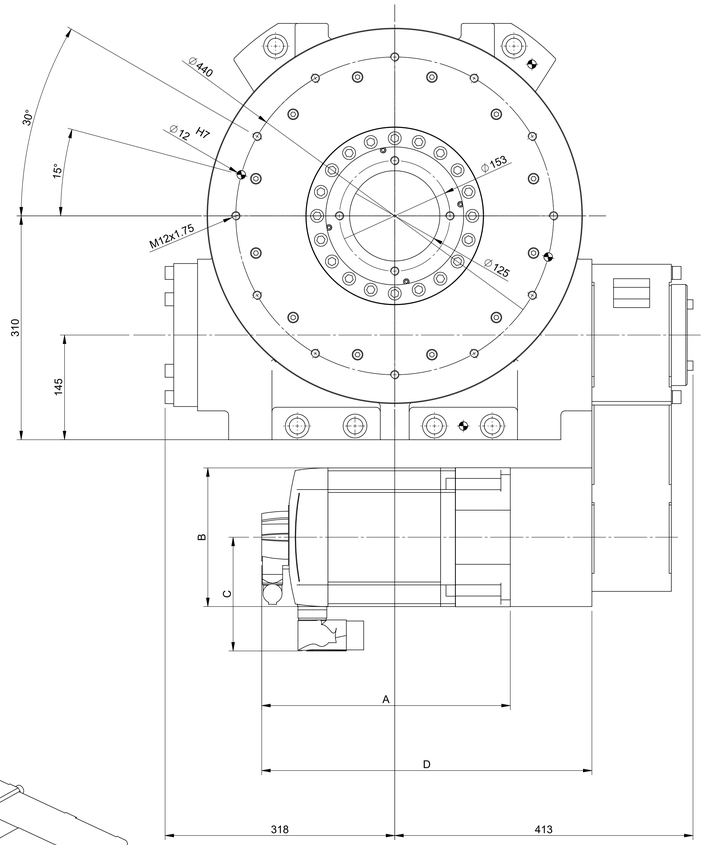

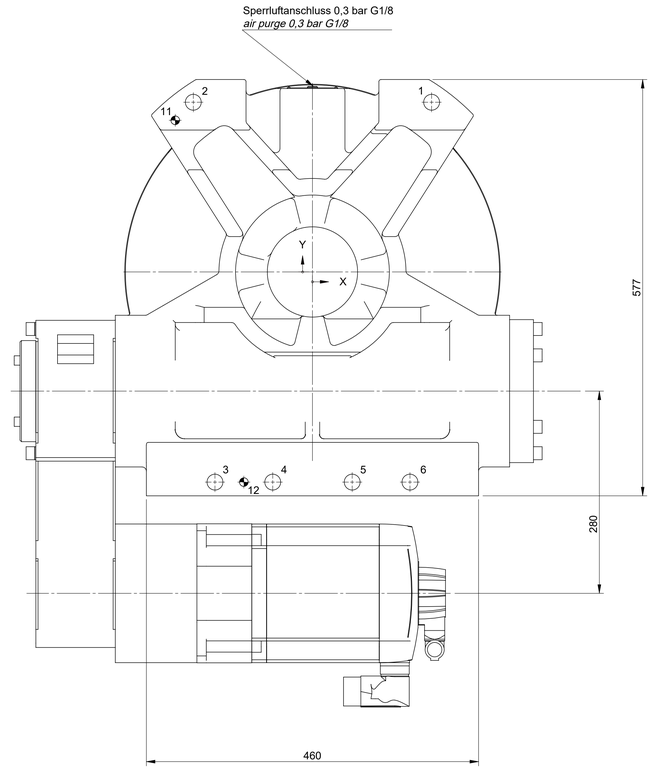

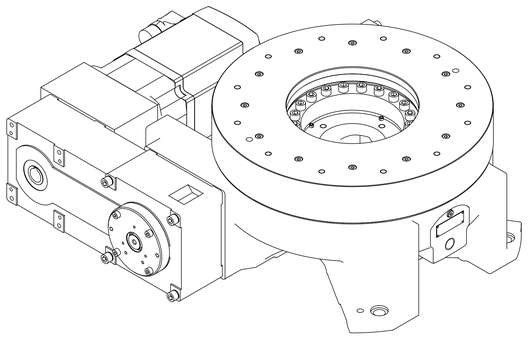

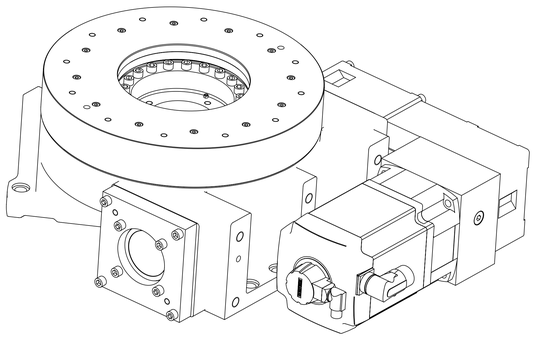

Pos.	X	Y	Beschreibung / *Description*
1	165	235	TYP S - D1 ∅22 (BT 30) - D2 ∅ 33 T 5 - ⌖ 0,4
2	-165	235	
3	-135	-291	
4	-55	-291	
5	55	-291	
6	135	-291	
11	-190	210	TYP SSL - D ∅12H7 BT 30 - ⌖ 0,04
12	-95	-291	

Motor Typ	A	B	C	D
1FK7 105	343	192	157,5	457
DRL80M4/BE2	447,5	148,8	138,5	517,5

FIBRO

BEACHTE / *NOTICE* DIN ISO 1101:2007-12 ISO 14405-1

Allgemeintoleranzen *General tolerances* DIN ISO 2768 mH

>	0,5	3	30	120	400	1000	2000
bis	3	30	120	400	1000	2000	4000
±	0,05	0,2	0,3	0,5	0,8	1,2	2,0

Unbemaßte Kanten gebrochen *Break all sharp corners* DIN EN ISO 13715 $\frac{\text{H}0,5}{\text{J}0,4}$

Unspr. Zeichnung / Source drawing

Projektion / *Projection* DIN ISO 128-30 E1

Gewicht / *Weight* (kg)

Format / *Size* DIN A0

Maßstab / *Scale* 1:3

Werkstoff / *Material*

	Datum / *Date*	Name / *Name*
Bearb. / *Dr. by*	11.05.2022	Krause, Daniel
Freig. / *APP.*	02.12.2022	Bakar, Buket

Oberfläche / *Surface* DIN-ISO 1302

Spichern / *Sign*	✓	✓	✓	✓	✓	✓	✓
Kl.lpm / *gemittelt / average*	100	63	25	16	10	4	

FIBRO GmbH
Weidachstrasse 41-43
D-74189 Weinsberg
T +49 7134 / 73-0
F +49 7134 / 73-218

Bezeichnung 1 / *Designation 1*

FIBROTOR BMZ

FIBROTOR assembly drawing

Bezeichnung 2 / *Designation 2*

VR.NC.16.0520.7.XXX.00.0.0

Artikel-Nr. / *Article code*

4-846-000-3000

Blatt / *Sheet* 1 von / of 1

Index / *Rev.* 0