Mögliche Antriebsanordnungen / possible drive arrangements

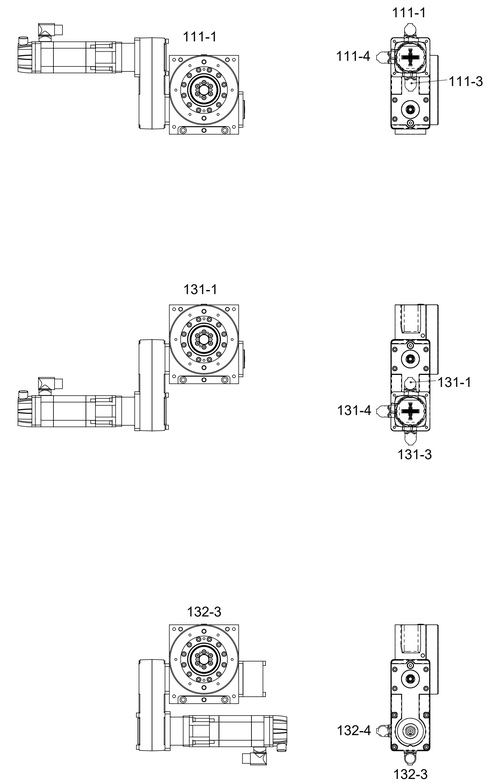

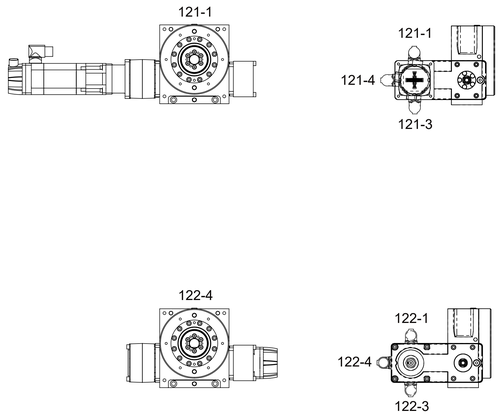

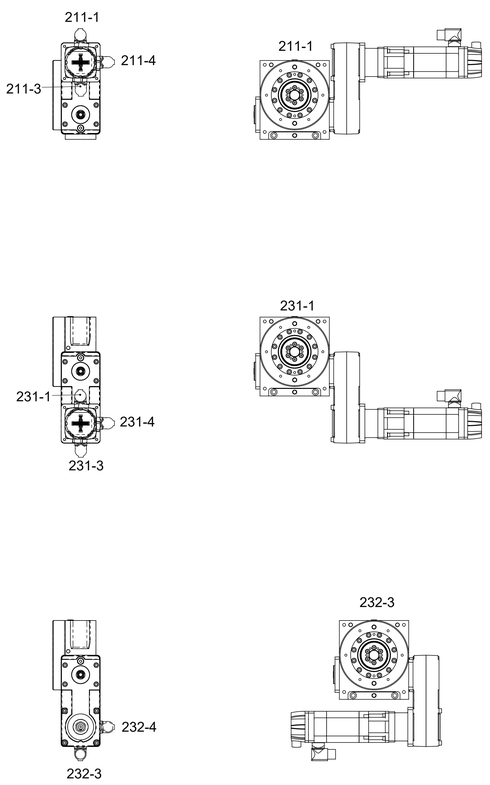

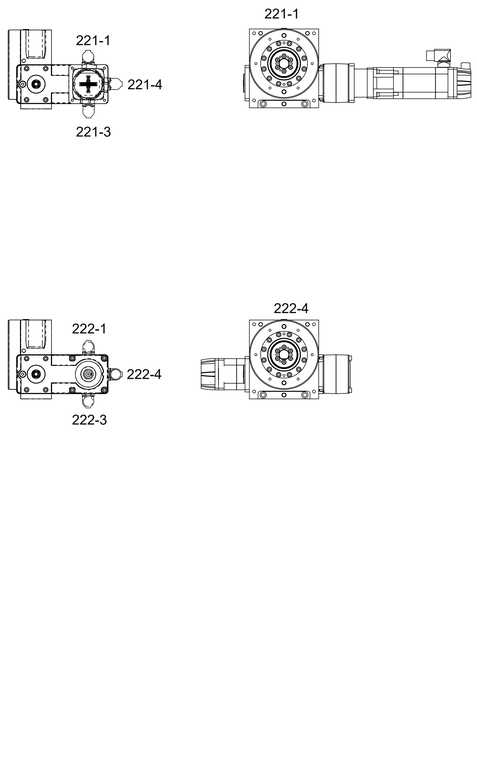

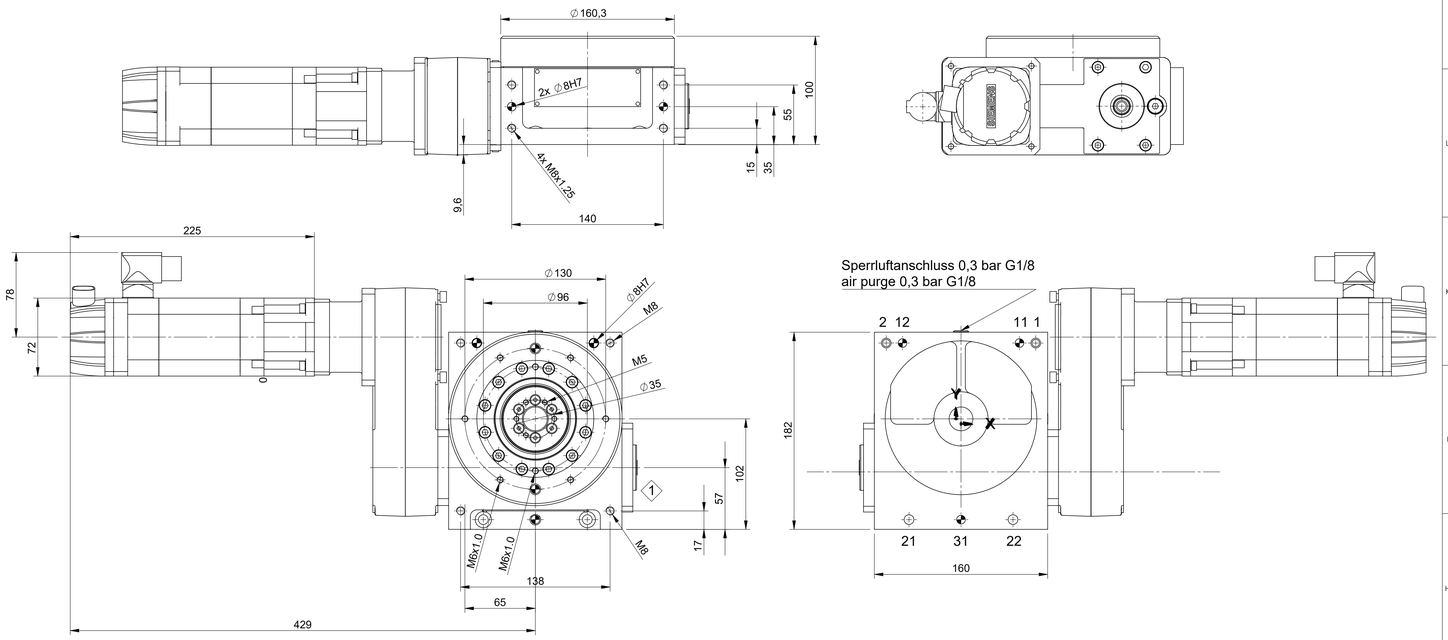

Pos.	X	Y	Beschreibung / *Description*
1	69	70	TYP S - D1 ∅9 (BT 15) - D2 ∅ 15 T 3 - ⌖ 0,2
2	-69	70	

Pos.	X	Y	Beschreibung / *Description*
21	-48	-93	TYP S - D1 ∅9 (BT 15) - D2 ∅ 15 T 3 - ⌖ 0,2
22	48	-93	

Pos.	X	Y	Beschreibung / *Description*
11	54	70	TYP SSL - D ∅8H7 BT 59 - ⌖ 0,03
12	-54	70	

Pos.	X	Y	Beschreibung / *Description*
31	0	-93	TYP SSL - D ∅8H7 BT 59 - ⌖ 0,03

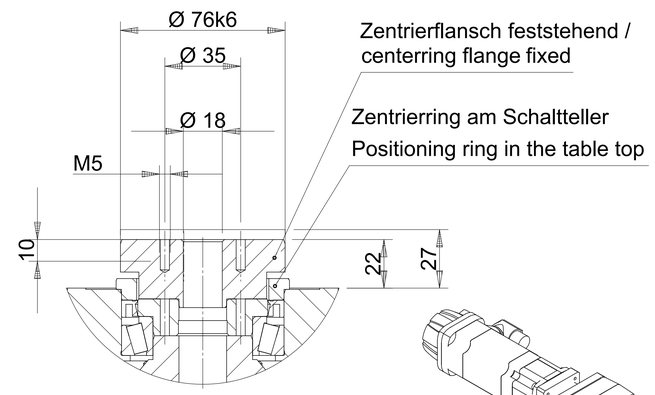

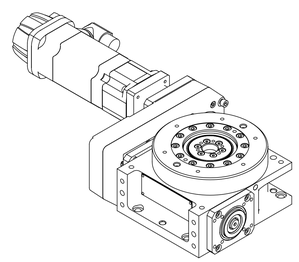

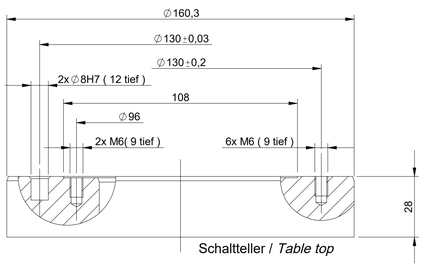

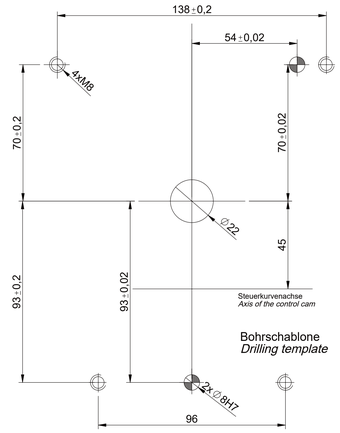

Bildliche Darstellung unverbindlich
not binding scheme
ce tableau de mesures reste sans engagement

Technische Änderungen vorbehalten
Technical alterations reserved
Sous reserves de modifications techniques

FIBRO

BEACHTE / *NOTICE* DIN ISO 16016:2007-12 ISO 14405-1

Unbemaßte Kanten gebrochen *Break all sharp corners* DIN EN ISO 13715 ±0,5 ±0,4

Urspr. Zeichnung / Source drawing

Allgemeintoleranzen *General tolerances* DIN ISO 2768 mH

>	6	30	120	400	1000	2000	4000
Bis	6	30	120	400	1000	2000	4000
±	0,5	0,2	0,3	0,5	0,8	1,2	2,0

	Datum *Date*	Name *Name*
Bearb. *Dr. by*	13.03.2018	Baberske, Michelle
Freig. *APP*	19.07.2023	Krause, Daniel

Oberfläche / *Surface* DIN-ISO 1302

Stücken / *Sign*	✓	✓	✓	✓	✓	✓	✓
Ra µm *average*		100	63	25	16	10	4

FIBRO GmbH
Weidachstrasse 41-43
D-74189 Weinsberg
T +49 7134 / 73-0
F +49 7134 / 73-218

Projektion / *Projection* DIN ISO 128-30 E

Gewicht / *Weight* (kg)

Format *Size* DIN A0

Maßstab / *Scale* 1:2

Werkstoff / *Material*

Bezeichnung 1 / *Designation 1*
FIBROTOR BMZ
FIBROTOR assembly drawing

Bezeichnung 2 / *Designation 2*
EM.NC.11.0160.7.111.00.0.0.X

Artikel-Nr. / *Article code* **4-811-928-00NC**

Blatt / *Sheet* 1 von / of 1

Index *Rev.* 1