Mögliche Antriebsanordungen / possible drive arragements

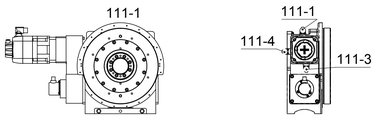

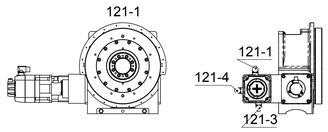

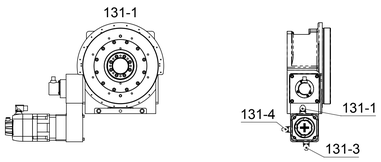

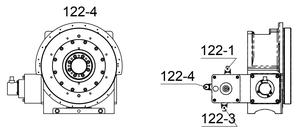

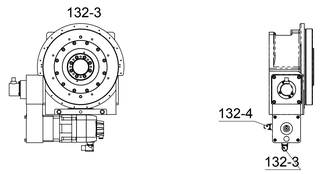

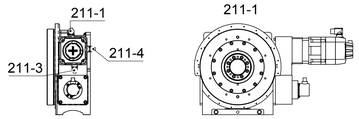

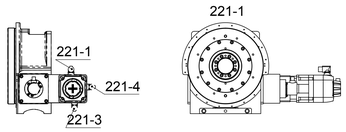

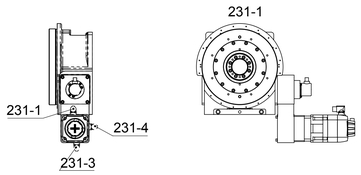

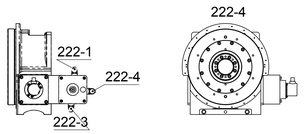

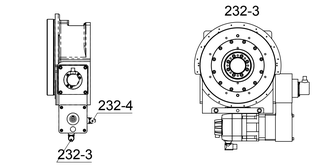

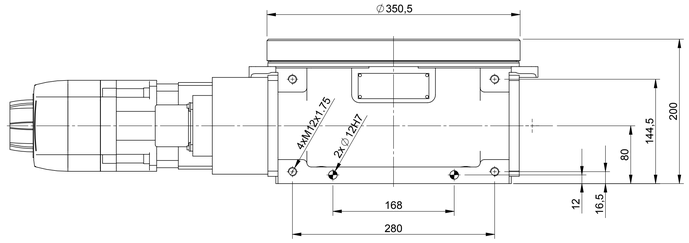

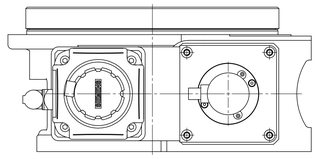

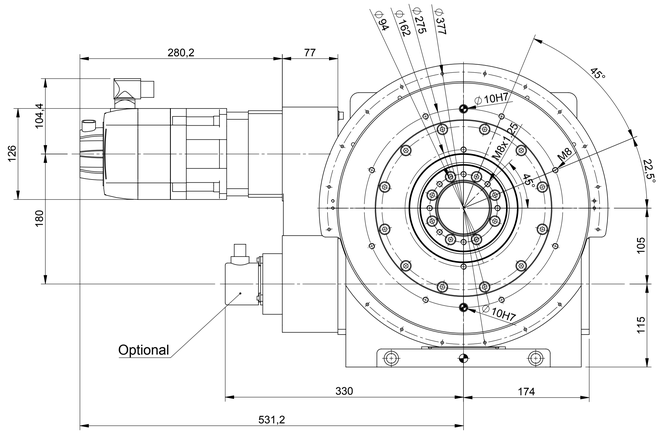

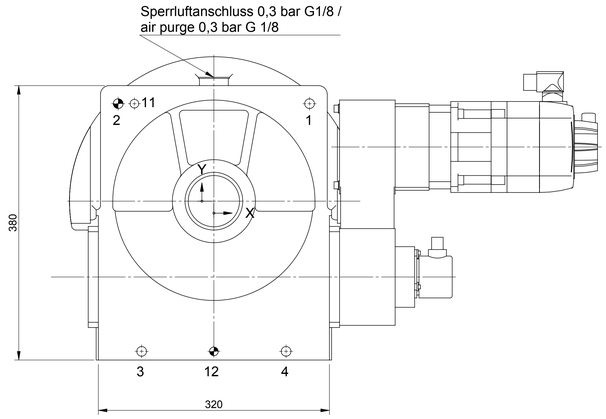

Pos.	X	Y	Beschreibung / *Description*
1	132,5	135	TYP S - D1 ∅13,5 (BT 23) - D2 ∅ 20 T 3 - ⌖ 0,2
2	-132,5	135	
3	-100	-208	
4	100	-208	

Pos.	X	Y	Beschreibung / *Description*
11	-110	135	TYP SSL - D ∅12H7 BT 23 - ⌖ 0,02
12	0	-208	

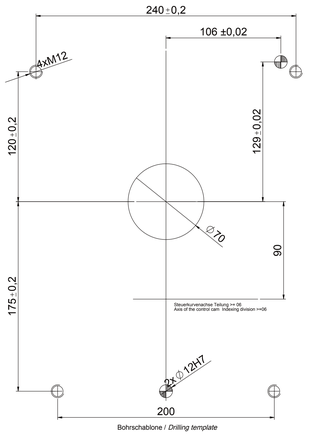

Bohrschablone / *Drilling template*

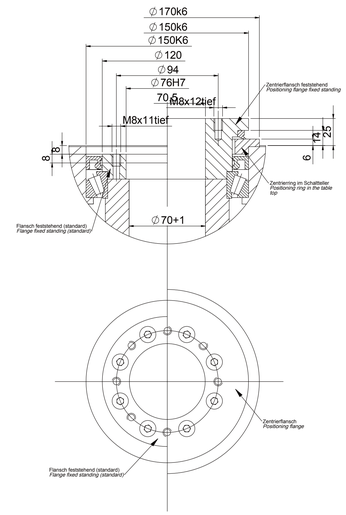

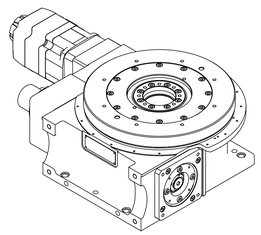

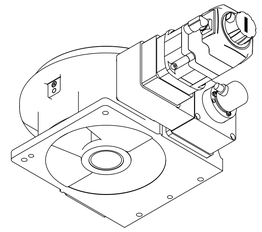

Bildliche Darstellung unverbindlich
not binding scheme
ce tableau de mesures reste sans engagement

Technische Änderungen vorbehalten
Technical alterations reserved
Sous reserves de modifications techniques

FIBRO	Unbemaßte Kanten gebrochen *Break all sharp corners* 0,4 x 45°	Projektion / *Projection* DIN ISO 128-30	Gewicht / *Weight* [kg]	Format *Size* DIN A0	Maßstab / *Scale* 1:10
BEACHTE / *NOTICE* DIN ISO 16016:2007-12	Urspr. Zeichnung / Source drawing	Werkstoff / *Material*			
Allgemeintoleranzen *General tolerances* DIN ISO 2768 mH-E	Datum *Date* / Name *Name*	Bezeichnung / *Designation* / **FIBROTOR BMZ** / ***FIBROTOR assembly drawing***			
> 6 30 120 400 1000 2000	Bearb. *Dr. by* 16.02.2017 Admin				
DIN 6 30 120 400 1000 2000 4000	Freig. *Appr.* 06.12.2018 Baberske, Michele	Benennung / *Designation* EM.NC.14.0350.7.111.00.0.0.X			
± 0,1 0,2 0,3 0,5 0,8 1,2 2,0	Oberfläche / *Surface* DIN-ISO 1302				
FIBRO GmbH Weidachstrasse 41-43 D-74189 Weinsberg T +49 7134 / 73-0 F +49 7134 / 73-218	Zeichnen / *Sign* / Kz gem. zeichnet / *changed*	▽ ▽ ▽ ▽ ▽ ▽ ▽	Artikel-Nr. / *Article code* 4-814-928-00NC	Blatt / *Sheet* 1 von / of 1	Index *Rev.* 0
		100 63 25 16 10 4			