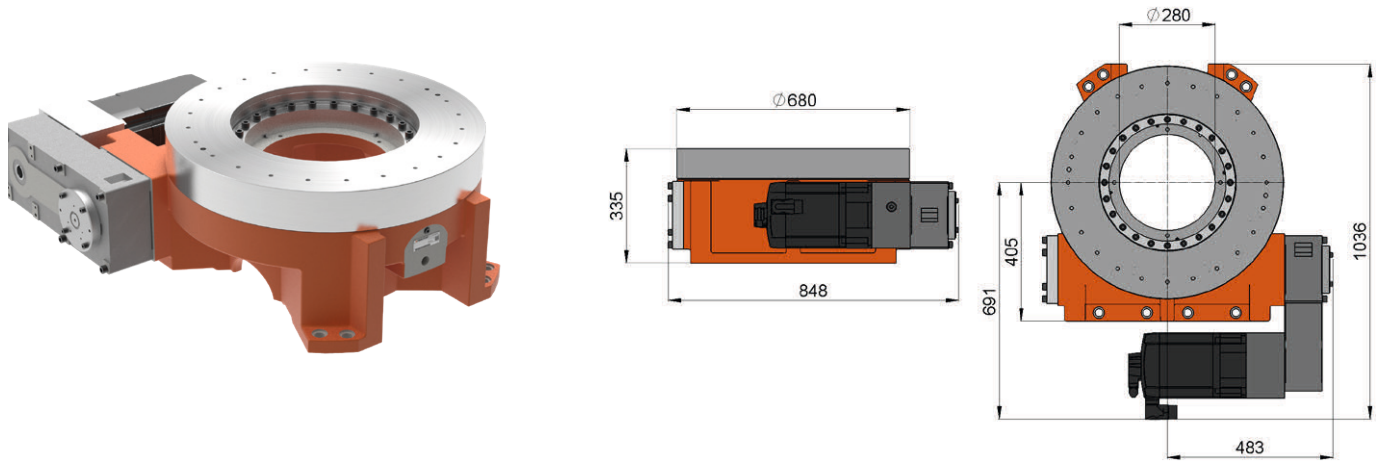


FIBROTOR® VR.NC.17

DIMENSIONS



ENCODING 2 3 4 5 6 7 8


VR.NC.17 . [] [] [] . [] . [] [] [] . [] [] . [] . [] . []

TECHNICAL DATA

CODE

Table top dimensions	2	Standard dimensions Ø 680 mm	.0680
		without motor	.0
Drive motor	3	AC servomotor (SIEMENS) 1FK7105	.7
		Special version	.9
Drive arrangement	4	see drive arrangements	.XXX
Division	5	NC-programmable	.00
	6	without additional modules	.0
Additional modules	7	Standard (horizontal, axis of rotation vertical)	.0
		Trunnion Drive (vertical, axis of rotation horizontal)	.3
	8	without additional modules	.0

DRIVE ARRANGEMENT

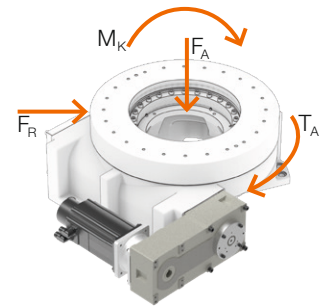


TECHNICAL DATA

Indexing accuracy in arc seconds		± 20"
Indexing accuracy in arc length	Ø 680 mm	± 0.033 mm
Repeatability in arc seconds		± 5"
Repeatability in arc length	Ø 680 mm	± 0.008 mm
Axial runout table top	based on Ø 680 mm	0.04 mm
Concentricity centre hole	based on Ø 400 mm	0.05 mm
Plane parallelism	based on Ø 680 mm	0.10 mm
Centre hole		Ø 280 mm
Direction of rotation		CW-CCW rotation
Working position	Standard	horizontal, axis of rotation vertical
	Trunnion Drive execution	vertical, axis of rotation horizontal
	upside-down	on demand
Weight	without motor	ca. 550 kg

LOAD DATA*

Perm. add-on diameter	mm	4,700
Perm. axial loading on rotating table top $F_{A \text{ dyn}}$	N	102,000
Perm. axial loading on positioned table top $F_{A \text{ stat}}$	N	192,000
Perm. radial loading on rotating table top $F_{R \text{ dyn}}$	N	48,000
Perm. radial loading on positioned table top $F_{R \text{ stat}}$	N	67,000
Perm. tilting moment on rotating table top $M_{K \text{ dyn}}$	Nm	15,000
Perm. tilting moment on positioned table top $M_{K \text{ stat}}$	Nm	22,000
Perm. drive torque on rotating table top $T_{A \text{ dyn}}$	Nm	10,400
Perm. tangential moment on positioned table top $T_{A \text{ stat}}$	Nm	12,000



*combined loads only after examination by FIBRO

INDEXING TIMES

